



Cordless Slide Compound Miter Saw
DLS211 *AWS* / DLS212 305 mm (12")

High power similar to AC Tool
 For fast cutting and ripping

Max. cutting capacity (height x width)

Cross Cut	Miter Cut (left & right)	Bevel Cut (left & right)	Compound Cut	Crown molding, 45 degree type	Baseboard (Skirt board)
92 x 382 (3-5/8" x 15")	Miter 45° left/right 92 x 268 (3-5/8" x 10-1/2") 107 x 255 (4-1/4" x 10")	Bevel 45° left 61 x 382 (2-3/8" x 15") 71 x 363 (2-13/16" x 14-1/4")	Bevel 45° left 61 x 268 (2-3/8" x 10-1/2") Miter 45° left/right 71 x 255 (2-13/16" x 10")	Upright cutting 203 (8")	Upright cutting 171 (6-3/4")
107 x 363 (4-1/4" x 14-1/4")	Miter 60° left/right 92 x 185 (3-5/8" x 7-1/4") 107 x 178 (4-1/4" x 7")	Bevel 45° right 44 x 382 (1-3/4" x 15") 54 x 363 (2-1/8" x 14-1/4")	Bevel 45° right 44 x 268 (1-3/4" x 10-1/2") Miter 45° left/right 54 x 255 (2-1/8" x 10")	Horizontal cutting 320 (12-5/8")	Horizontal cutting 416 (16-3/8")

(mm)

Accessories

Specialized EFFICUT blade
 Size (mm)
 305 x 2.15 x 30 x 24T
 Part No. B-67256



Vertical vise assembly
 Part No. 126617-2



Stand
 Part No. WST06



Horizontal vise assembly
 Part No. 122470-4



Dust bag assembly
 Part No. 122852-0



Stand
 Part No. WST05



Crown molding stopper set
 Part No. 192628-9



Stand
 Part No. 194043-3



Cordless Slide Compound Miter Saw

DLS211 / DLS212 305 mm (12")



- Brake
- Soft Start
- Bevel Cutting 45 LR
- Laser Marker
- Dust Collection

Blade Diameter	305 mm (12")
Miter Angle	60° L / 60° R
Bevel Angle	48° L / 48° R
Max Cutting Capacity	90° Miter: 107 x 363 mm (4-1/4" x 14-1/4") 90° Miter: 92 x 382 mm (3-5/8" x 15") 45° Miter, L/R: 107 x 255 mm (4-1/4" x 10") 45° Miter, L/R: 92 x 268 mm (3-5/8" x 10-1/2")
No Load Speed (RPM)	4,400
Sound Pressure Level	95 dB(A)
Sound Power Level	103 dB(A)
Vibration Level	2.5 m/s ² or less
Dimensions (L x W x H)	898x690x725 mm (35-1/4"x27-1/4"x28-1/2")
Net weight	30.7 - 31.3 kg (67.6 - 69.1 lbs.)

Standard Equipment :

TCT Saw Blade, Dust Bag, Triangular Rule, Vertical Vise, Hex Wrench, Battery, Charger

The weight may differ depending on the attachment(s), including the battery cartridge. The lightest and heaviest combination, according to EPTA-Procedure 01/2014, are shown in the table. Items of standard equipment and specifications may vary by country or area.

Makita Corporation

3-11-8 Sumiyoshi-cho, Anjo, Aichi, 446-8502 Japan

PRINTED IN JAPAN 201903



175 cuts
 Cutting 2x12 Wood
 (BL1850B)


18v + 18v → 36v

BL MOTOR **AWS** **ADT** **DXT**
 (DLS211)

As powerful as AC model thanks to BL motor

High power for fast cutting and ripping

- 18V X2 Li-ion battery
- Brushless DC motor



One-touch Sliding lock
can be easily done by removing/ inserting the lock pin.

Independent laser switch



Excellent sliding durability of safety cover


Front knob for easy bevel angle adjustment



Photo: DLS211

DXT

By redesigning Arm section shape, the precision at bevel cutting is increased.




Rail-forward design enables to be placed against a wall for maximizing work space

Motor head slides on fixed pipes without extending machine rear end, so the machine can be placed close to wall.

Conventional model

needed to set apart from the wall



DLS211 / DLS212

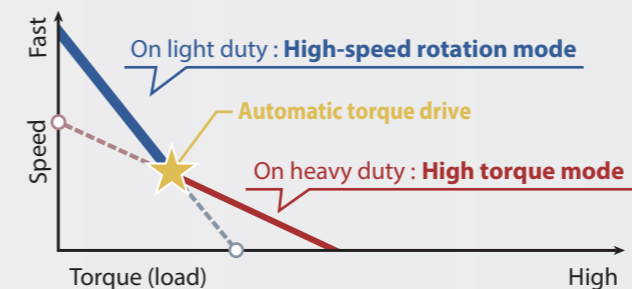
can be placed close to wall



ADT Automatic torque Drive Technology

automatically changes the cutting speed according to load conditions for an optimum operation:

- On light duty: high-speed rotation mode
- On heavy duty: high torque mode



AWS Auto-start Wireless System (DLS211 only)



Wireless unit

Part No.
198901-5
198900-7(EU)
199393-1(Asia)

Expand AWS Line-up





Bluetooth AWS connects to power tool with Bluetooth

The Bluetooth® word mark and logos are registered trademarks owned by the Bluetooth SIG, Inc. and any use of such marks by Makita is under license. Other trademarks and trade names are those of their respective owners.

Excellent dust collection

When cutting the low thin workpiece, the dust collecting is more effective than current model because of the improved dual dust collecting port.




Large turn base

supports even large workpiece stably.

Easy-to-operate miter angle lock

Miter angle can be unlocked by turning Knob counterclockwise while pushing down Lock lever.



Once Releasing lever is pushed down:

- Turn base can be moved without pushing down Lock lever.
- The turning action is smooth because positive stops are released.
- Mitters 0°-60° left and right, with positive stops at 0°, 15°, 22.5°, 31.6°, 45° and 60° (left and right)